



Family

Bent

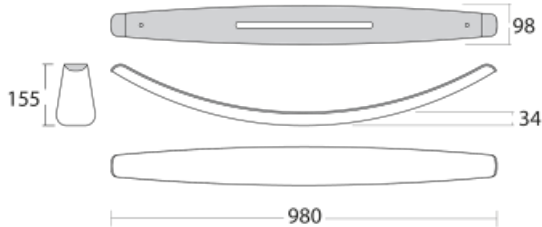


Bent is a designer luminaire for all spaces you want to give a fresh, unique air. The lightweight and playful appearance in the shape of a smile in the interior LED lighting was designed by Simona Hrušková. Direct-indirect lighting creates a pleasant atmosphere, whether you are in a café, restaurant, reception or at home.

Type of installation	Suspended
Light distribution	Direct-indirect
Colour of the luminaires	Black, Silver, White, RAL 1021 - yellow, RAL 3000 - flame red, RAL 6021- pale green, RAL 7006
Colour Temperature	3000 K warm white, 4000 K cool white
Material	Aluminium
Light source	LED MODUL
MacAdam Light source	3
Connection of the luminaires	ON/OFF DALI
Lifetime	L80/B20 50 000 hours
Warranty	60 months

Luminaire family variants Bent



Bent

Assembly

Light distribution

Energy class

A++, A+, A

Marks


Code	Dimensions l/w/h (mm)	Power of the luminaire (W)	Luminous flux (lm)	Colour Temperature (K)	UGR
112-501K-10GHE/840, W	980 × 34 × 98	31.6	3780	4000	< 26.6

AnThese codes represent white luminaires with chromaticity temperature 4000K and opal diffuser.

Notes

Colour of the luminaires 

Colour Temperature 3000 K warm white
4000 K cool white

Optic system Opal diffuser









Connection of the luminaires ON/OFF
DALI

Ra 80




Luminaires come complete with all necessary accessories.

Legend





Type of installation

 Recessed lights	 Wall mounted lights
 Semi-recessed luminaire	 Suspended lights
 Surface lights	 Free-standing lights
 3 circuit track lights	 Table lamp lights






Light distribution

 Direct luminaire
 Direct-indirect luminaire
 Indirect luminaire

Light source

 Tunable White adjusting the color temperature	 RealWhite true display of white color
 RealColour true display of colors Ra≥97	 StrongColour highlight one color

Marks

 Luminaire of electrical classification I (accessible conductive parts are connected to a protective cable)
 Luminaire of electrical classification II (accessible conductive parts are connected to a protective cable)
 Luminaire of electrical classification III (protection against electric shock is based on double or reinforced insulation)
 European mark of conformity that indicates the conformity of the properties of the product with all the harmonized standards and regulations of the European Community that apply to it
 Luminaires are certified according to the European ENEC system

 Recommended mounting hole size

IPxy IP code indicating the degree of protection of live parts

ERC Eurasian Conformity

09-501I-20GGE/840, W

09-501I-20GGE/840, W

09-501I-20GGE/840, W

09-501I-20GGE/840, W

Optic system

Electrical connection

Colour









Optic system

C Clear cover	L Plain aluminium reflector
D Asymmetric reflector	M Matt parabolic louvre
E Polished parabolic louvre, high LOR	S SPOT - narrow angle
F FLOOD - wide angle	U MEDIUM - middle angle
I Microprismatic optical system	W Wide beam angle
K Opal diffuser	

Electrical connection

D DALI dimmable	P Sensor and electronic ballast
E Electronic ballast non-dimmable	T By switch dimmable (touch dimm)
M Electronic ballast non-dimmable with 1h emergency	TD DALI or by switch (touch dimm) dimmable
M3 Electronic ballast non-dimmable with 3h emergency	U Dimmable luminaire with dimmer on the luminaire

Colour

W  White	B  Black	S  Silver
1021  RAL 1021	3000  RAL 3000	6021  RAL 6021
7006  RAL 7006	7045  RAL 7045	