


Family

Burbu

In the Burbu family, we round off squares with corners and we make ovals from rectangles. These luminaires with a 70 mm profile height have a positive and pleasant effect in the room. Combine luminaires with different diameters and different hanging possibilities.

Type of installation	Surface, Wall mounted, Suspended
Light distribution	Direct
Colour of the luminaires	Black, Silver, White
Colour Temperature	3000 K warm white, 4000 K cool white
Material	Aluminium
Light source	LED MODUL
MacAdam Light source	3
Connection of the luminaires	ON/OFF DALI ON/OFF + 1h emergency ON/OFF + 3h emergency
Lifetime	L80/B20 50 000 hours
Warranty	60 months

Luminaire family variants Burbu


Burbu
Assembly

Light distribution


Energy class

A++, A+, A

Marks


Code	Dimensions l/w/h (mm)	Power of the luminaire (W)	Luminous flux (lm)	Colour Temperature (K)	UGR
19-213K-10GEE/840, W	240 × 70 × 240	15	1000	4000	< 22.1

AnThese codes represent white luminaires with chromaticity temperature 4000K and opal diffuser.

Notes	Colour of the luminaires	
	Colour Temperature	3000 K warm white 4000 K cool white
	Optic system	Microprisma Opal diffuser
	Connection of the luminaires	ON/OFF DALI
	Ra	80

For pendant assembly, you must order a pendant set containing cables and a ceiling cup.

Burbu
Assembly

Light distribution


Energy class

A++, A+, A

Marks


Code	Dimensions l/w/h (mm)	Power of the luminaire (W)	Luminous flux (lm)	Colour Temperature (K)	UGR
19-214K-10GEE/840, W	350 × 70 × 350	9.5	950	4000	< 19.6
19-214K-40GEE/840, W	600 × 70 × 600	35.6	3810	4000	< 20.6

AnThese codes represent white luminaires with chromaticity temperature 4000K and opal diffuser.

Notes	Colour of the luminaires	
	Colour Temperature	3000 K warm white 4000 K cool white
	Optic system	Microprisma Opal diffuser
	Connection of the luminaires	ON/OFF DALI ON/OFF + 1h emergency ON/OFF + 3h emergency
	Ra	80

For pendant assembly, you must order a pendant set containing cables and a ceiling cup.

Burbu

Assembly



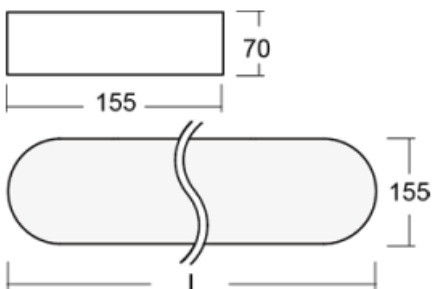
Light distribution



Energy class

A++, A+, A

Marks



Code	Dimensions l/w/h (mm)	Power of the luminaire (W)	Luminous flux (lm)	Colour Temperature (K)	UGR
19-205K-30GEE/840, W	922 × 70 × 155	32.4	2680	4000	< 22.4
19-205K-40GEE/840, W	1222 × 70 × 155	40.9	3580	4000	< 22.4
19-205K-50GEE/840, W	1522 × 70 × 155	51.2	4470	4000	< 22.5

AnThese codes represent white luminaires with chromaticity temperature 4000K and opal diffuser.

Notes	Colour of the luminaires	
	Colour Temperature	3000 K warm white 4000 K cool white
	Optic system	Microprisma Opal diffuser
	Connection of the luminaires	ON/OFF DALI ON/OFF + 1h emergency ON/OFF + 3h emergency
	Ra	80

For pendant assembly, you must order a pendant set containing cables and a ceiling cup.

Accessories











Code	Description
00-00331, W	suspension set 2000mm, 4 pcs.of wires, cable 4x0,75mm, ceiling cup
00-00333, W	suspension set 2000mm, 4 pcs.of wires, cable 5x0,75mm, ceiling cup
00-00338, W	suspension set 4000mm, 4 pcs.of wires, cable 4x0,75mm, ceiling cup
00-00340, W	suspension set 4000mm, 4 pcs.of wires, cable 5x0,75mm, ceiling cup
00-00342, W	suspension set 6000mm, 4 pcs.of wires, cable 4x0,75mm, ceiling cup
00-00344, W	suspension set 6000mm, 4 pcs.of wires, cable 5x0,75mm, ceiling cup

Notes




Accessories colour

Legend





Type of installation

 Recessed lights	 Wall mounted lights
 Semi-recessed luminaire	 Suspended lights
 Surface lights	 Free-standing lights
 3 circuit track lights	 Table lamp lights






Light distribution

 Direct luminaire
 Direct-indirect luminaire
 Indirect luminaire

Light source

 Tunable White adjusting the color temperature	 RealWhite true display of white color
 RealColour true display of colors Ra≥97	 StrongColour highlight one color

Marks

 Luminaire of electrical classification I (accessible conductive parts are connected to a protective cable)
 Luminaire of electrical classification II (accessible conductive parts are connected to a protective cable)
 Luminaire of electrical classification III (protection against electric shock is based on double or reinforced insulation)
 European mark of conformity that indicates the conformity of the properties of the product with all the harmonized standards and regulations of the European Community that apply to it
 Luminaires are certified according to the European ENEC system

 Recommended mounting hole size

IPxy IP code indicating the degree of protection of live parts

ERC Eurasian Conformity

09-501I-20GGE/840, W

09-501I-20GGE/840, W

09-501I-20GGE/840, W

09-501I-20GGE/840, W

Optic system

Electrical connection

Colour









Optic system

C Clear cover	L Plain aluminium reflector
D Asymmetric reflector	M Matt parabolic louvre
E Polished parabolic louvre, high LOR	S SPOT - narrow angle
F FLOOD - wide angle	U MEDIUM - middle angle
I Microprismatic optical system	W Wide beam angle
K Opal diffuser	

Electrical connection

D DALI dimmable	P Sensor and electronic ballast
E Electronic ballast non-dimmable	T By switch dimmable (touch dimm)
M Electronic ballast non-dimmable with 1h emergency	TD DALI or by switch (touch dimm) dimmable
M3 Electronic ballast non-dimmable with 3h emergency	U Dimmable luminaire with dimmer on the luminaire

Colour

W  White	B  Black	S  Silver
1021  RAL 1021	3000  RAL 3000	6021  RAL 6021
7006  RAL 7006	7045  RAL 7045	