

Type of installation Surface, Wall mounted, Suspended

Light distribution Direct

Colour of the luminaires Black, Silver, White

Colour Temperature 3000 K warm white, 4000 K cool white

Material Aluminium

Light source LED MODUL

MacAdam Light source 3

Connection of the luminaires ON/OFF
DALI
ON/OFF + 1h emergency
ON/OFF + 3h emergency

Lifetime L80/B20 50 000 hours

Warranty 60 months

Family

Burbu

In the Burbu family, we round off squares with corners and we make ovals from rectangles. These luminaires with a 70 mm profile height have a positive and pleasant effect in the room. Combine luminaires with different diameters and different hanging possibilities. In a range of colours and power versions, flush-mount, wall and pendant models, the Burbu family of luminaires are ideal for hotel lobbies, entrance halls, offices, shops and households.

Luminaire family variants Burbu

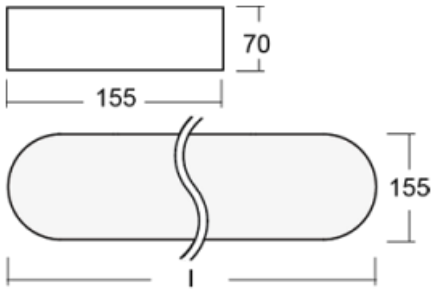


Burbu
Assembly

Light distribution


Energy class

A++, A+, A

Marks


Code	Dimensions l/w/h (mm)	Power of the luminaire (W)	Luminous flux (lm)	Colour Temperature (K)	UGR
19-205K-30GEE/840, W	922 × 70 × 155	32.4	2680	4000	< 22.4
19-205K-40GEE/840, W	1222 × 70 × 155	40.9	3580	4000	< 22.4
19-205K-50GEE/840, W	1522 × 70 × 155	51.2	4470	4000	< 22.5

AnThese codes represent white luminaires with chromaticity temperature 4000K and opal diffuser.

Notes	Colour of the luminaires	
	Colour Temperature	3000 K warm white 4000 K cool white
	Optic system	Microprisma Opal diffuser
	Connection of the luminaires	ON/OFF DALI ON/OFF + 1h emergency ON/OFF + 3h emergency
	Ra	80

For pendant assembly, you must order a pendant set containing cables and a ceiling cup.

Burbu
Assembly

Light distribution


Energy class

A++, A+, A

Marks


Code	Dimensions l/w/h (mm)	Power of the luminaire (W)	Luminous flux (lm)	Colour Temperature (K)	UGR
19-214K-10GEE/840, W	350 × 70 × 350	9.5	950	4000	< 19.6
19-214K-40GEE/840, W	600 × 70 × 600	35.6	3810	4000	< 20.6

AnThese codes represent white luminaires with chromaticity temperature 4000K and opal diffuser.

Notes	Colour of the luminaires	
	Colour Temperature	3000 K warm white 4000 K cool white
	Optic system	Microprisma Opal diffuser
	Connection of the luminaires	ON/OFF DALI ON/OFF + 1h emergency ON/OFF + 3h emergency
	Ra	80

For pendant assembly, you must order a pendant set containing cables and a ceiling cup.

Burbu
Assembly

Light distribution


Energy class

A++, A+, A

Marks


Code	Dimensions l/w/h (mm)	Power of the luminaire (W)	Luminous flux (lm)	Colour Temperature (K)	UGR
19-213K-10GEE/840, W	240 × 70 × 240	15	1000	4000	< 22.1

AnThese codes represent white luminaires with chromaticity temperature 4000K and opal diffuser.

Notes	Colour of the luminaires	
	Colour Temperature	3000 K warm white 4000 K cool white
	Optic system	Microprisma Opal diffuser
	Connection of the luminaires	ON/OFF DALI
	Ra	80

For pendant assembly, you must order a pendant set containing cables and a ceiling cup.

Accessories











Code	Description
00-00331, W	suspension set 2000mm, 4 pcs.of wires, cable 4x0,75mm, ceiling cup
00-00333, W	suspension set 2000mm, 4 pcs.of wires, cable 5x0,75mm, ceiling cup
00-00338, W	suspension set 4000mm, 4 pcs.of wires, cable 4x0,75mm, ceiling cup
00-00340, W	suspension set 4000mm, 4 pcs.of wires, cable 5x0,75mm, ceiling cup
00-00342, W	suspension set 6000mm, 4 pcs.of wires, cable 4x0,75mm, ceiling cup
00-00344, W	suspension set 6000mm, 4 pcs.of wires, cable 5x0,75mm, ceiling cup

Notes




Accessories colour

Legend

Type of installation

	Recessed lights		Wall mounted lights
	Semi-recessed luminaire		Suspended lights
	Surface lights		Free-standing lights
	3 circuit track lights		Table lamp lights





Light distribution

	Direct luminaire
	Direct-indirect luminaire
	Indirect luminaire

Light source

	Tunable White adjusting the color temperature		RealWhite true display of white color
	RealColour true display of colors Ra≥97		StrongColour highlight one color

Marks

	Luminaire of electrical classification I (accessible conductive parts are connected to a protective cable)
	Luminaire of electrical classification II (accessible conductive parts are connected to a protective cable)
	Luminaire of electrical classification III (protection against electric shock is based on double or reinforced insulation)
	European mark of conformity that indicates the conformity of the properties of the product with all the harmonized standards and regulations of the European Community that apply to it
	Luminaires are certified according to the European ENEC system
	Recommended mounting hole size
	IP code indicating the degree of protection of live parts
	Eurasian Conformity

09-501I-20GGE/840, W

09-501I-20GGE/840, W

09-501I-20GGE/840, W

09-501I-20GGE/840, W

Optic system

Electrical connection

Colour









Optic system

C	Clear cover	L	Plain aluminium reflector
D	Asymmetric reflector	M	Matt parabolic louvre
E	Polished parabolic louvre, high LOR	S	SPOT - narrow angle
F	FLOOD - wide angle	U	MEDIUM - middle angle
I	Microprismatic optical system	W	Wide beam angle
K	Opal diffuser		

Electrical connection

D	DALI dimmable	P	Sensor and electronic ballast
E	Electronic ballast non-dimmable	T	By switch dimmable (touch dimm)
M	Electronic ballast non-dimmable with 1h emergency	TD	DALI or by switch (touch dimm) dimmable
M3	Electronic ballast non-dimmable with 3h emergency	U	Dimmable luminaire with dimmer on the luminaire

Colour

W	 White	B	 Black	S	 Silver
1021	 RAL 1021	3000	 RAL 3000	6021	 RAL 6021
7006	 RAL 7006	7045	 RAL 7045		