


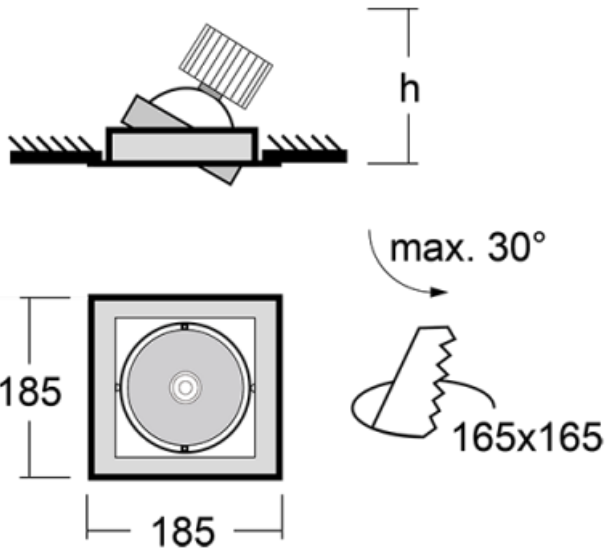

**Family**

# Gatu

By combining a simple design and adding functionality, we achieved the Gatu family lighting system. You can turn the built-in luminaire with a tiltable reflector toward the desired object as required. In addition to highly illuminating LEDs with a color rendering of  $Ra > 80$  or  $Ra > 90$ , the lighting also contains a wide range of light sources.

Type of installation	Recessed
Light distribution	Direct
Colour of the luminaires	Black, Silver, White
Colour Temperature	3000 K warm white, 4000 K cool white, 2700 K - 6500 K Tunable White, 3500 K neutral white, Meat, Bakery products, Fruit, Silver
Material	Sheet metal
Light source	LED MODUL
LED type	Strong Colour, Real Colour, Real White, Tunable White
MacAdam Light source	3
Connection of the luminaires	ON/OFF DALI Other type of dimming Tunable white
Lifetime	L80/B20, L80/B10 50 000 hours
Warranty	60 months

**Luminaire family variants Gatu**


**Gatu**

**Assembly**

**Energy class**


A++, A+, A

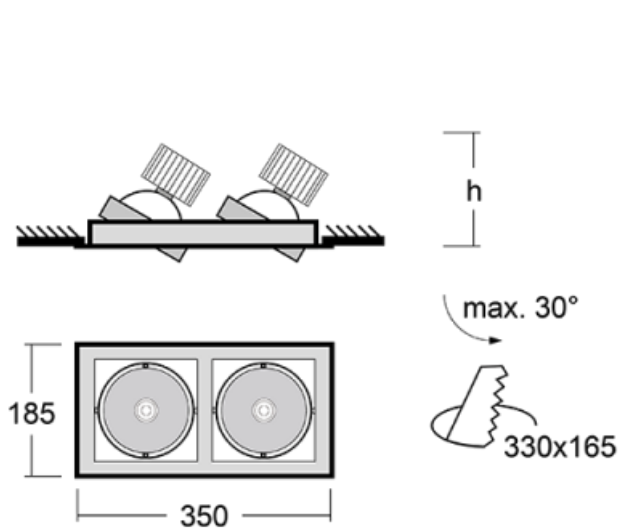
**Light distribution**

**Marks**


Code	Dimensions l/w/h (mm)	Power of the luminaire (W)	Luminous flux (lm)	Colour Temperature (K)	UGR
21-001F-10GDE/840, W	185 × 95 × 185	9.7	1280	4000	< 15.3
21-001F-10GGE/840, W	185 × 95 × 185	15.2	1990	4000	< 17
21-001F-10GHE/840, W	185 × 95 × 185	23.6	2870	4000	< 18.5
21-001F-10GIE/840, W	185 × 115 × 185	37.2	4090	4000	< 19.4
21-001F-10GJE/840, W	185 × 125 × 185	41.7	4750	4000	< 19.9

The indicated codes stand for a white luminaire with colour temperature of 4000K and with a medium-wide beam angle.

Notes	Beam angle	24 - 62 °
	Colour of the luminaires	
	Colour Temperature	3000 K warm white 4000 K cool white 2700 K - 6500 K Tunable White 3500 K neutral white Meat Bakery products Fruit Silver
	Optic system	Reflector
	Connection of the luminaires	ON/OFF DALI Other type of dimming Tunable white
	Ra	65 80 90 95 97
	Luminaires come complete with all necessary accessories.	

**Gatu**

**Assembly**

**Energy class**


A++, A+, A

**Light distribution**

**Marks**

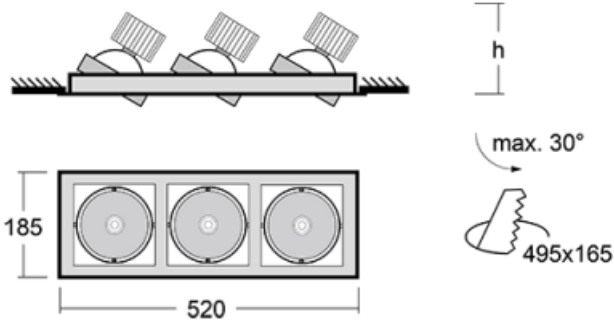

Code	Dimensions l/w/h (mm)	Power of the luminaire (W)	Luminous flux (lm)	Colour Temperature (K)	UGR
21-001F-20GDE/840, W	350 × 95 × 185	9.7	1280	4000	< 15.3
21-001F-20GGE/840, W	350 × 95 × 185	15.2	1990	4000	< 17
21-001F-20GHE/840, W	350 × 95 × 185	23.6	2870	4000	< 18.5
21-001F-20GIE/840, W	350 × 115 × 185	37.2	4090	4000	< 19.4
21-001F-20GJE/840, W	350 × 125 × 185	41.7	4750	4000	< 19.9

The indicated codes stand for a white luminaire with colour temperature of 4000K and with a medium-wide beam angle.

Notes	Beam angle	24 - 62 °
	Colour of the luminaires	
	Colour Temperature	3000 K warm white 4000 K cool white 2700 K - 6500 K Tunable White 3500 K neutral white Meat Bakery products Fruit Silver
	Optic system	Reflector
	Connection of the luminaires	ON/OFF DALI Other type of dimming Tunable white
	Ra	65 80 90 95 97

Luminaires come complete with all necessary accessories.

Gatu



Assembly



Light distribution



Energy class

A++, A+, A

Marks



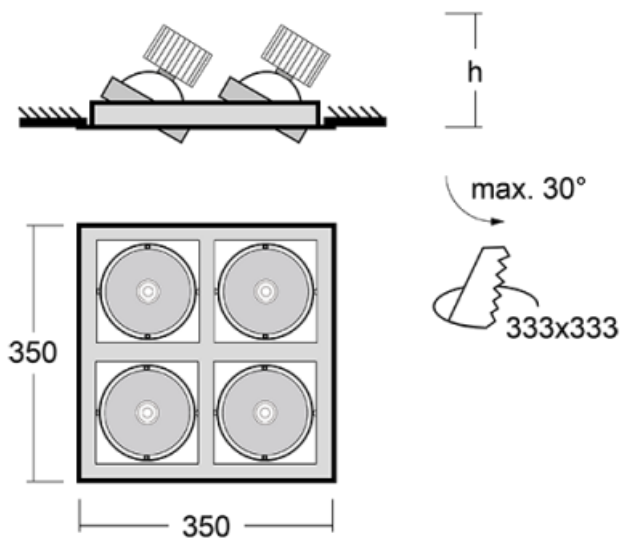
Code	Dimensions l/w/h (mm)	Power of the luminaire (W)	Luminous flux (lm)	Colour Temperature (K)	UGR
21-001F-30GDE/840, W	520 × 95 × 185	9.7	1280	4000	< 15.3
21-001F-30GGE/840, W	520 × 95 × 185	15.2	1990	4000	< 17
21-001F-30GHE/840, W	520 × 95 × 185	23.6	2870	4000	< 18.5

The indicated codes stand for a white luminaire with colour temperature of 4000K and with a medium-wide beam angle.

Notes	Beam angle	24 - 62 °
	Colour of the luminaires	● ● ●
	Colour Temperature	3000 K warm white 4000 K cool white 3500 K neutral white Meat Bakery products Fruit Silver
	Optic system	Reflector
	Connection of the luminaires	ON/OFF DALI Other type of dimming
	Ra	65 80 90 95 97

Luminaires come complete with all necessary accessories.

## Gatu



### Assembly



### Energy class

A++, A+, A

### Light distribution




### Marks



Code	Dimensions l/w/h (mm)	Power of the luminaire (W)	Luminous flux (lm)	Colour Temperature (K)	UGR
21-001F-40GDE/840, W	350 × 95 × 350	9.7	1280	4000	< 15.3
21-001F-40GGE/840, W	350 × 95 × 350	15.2	1990	4000	< 17
21-001F-40GHE/840, W	350 × 95 × 350	23.6	2870	4000	< 18.5

The indicated codes stand for a white luminaire with colour temperature of 4000K and with a medium-wide beam angle.

Notes	Beam angle	24 - 62 °
	Colour of the luminaires	
	Colour Temperature	3000 K warm white 4000 K cool white 3500 K neutral white Meat Bakery products Fruit Silver
	Optic system	Reflector
	Connection of the luminaires	ON/OFF DALI Other type of dimming
	Ra	65 80 90 95 97




Luminaires come complete with all necessary accessories.

## Legend





### Type of installation

 Recessed lights	 Wall mounted lights
 Semi-recessed luminaire	 Suspended lights
 Surface lights	 Free-standing lights
 3 circuit track lights	 Table lamp lights






### Light distribution

 Direct luminaire
 Direct-indirect luminaire
 Indirect luminaire

### Light source

 <b>Tunable White</b> adjusting the color temperature	 <b>RealWhite</b> true display of white color
 <b>RealColour</b> true display of colors Ra≥97	 <b>StrongColour</b> highlight one color

### Marks

 Luminaire of electrical classification I (accessible conductive parts are connected to a protective cable)
 Luminaire of electrical classification II (accessible conductive parts are connected to a protective cable)
 Luminaire of electrical classification III (protection against electric shock is based on double or reinforced insulation)
 European mark of conformity that indicates the conformity of the properties of the product with all the harmonized standards and regulations of the European Community that apply to it
 Luminaires are certified according to the European ENEC system

 Recommended mounting hole size

**IPxy** IP code indicating the degree of protection of live parts

**EARC** Eurasian Conformity

### 09-501I-20GGE/840, W

09-501I-20GGE/840, W

09-501I-20GGE/840, W

09-501I-20GGE/840, W

Optic system

Electrical connection

Colour









### Optic system

<b>C</b> Clear cover	<b>L</b> Plain aluminium reflector
<b>D</b> Asymmetric reflector	<b>M</b> Matt parabolic louvre
<b>E</b> Polished parabolic louvre, high LOR	<b>S</b> SPOT - narrow angle
<b>F</b> FLOOD - wide angle	<b>U</b> MEDIUM - middle angle
<b>I</b> Microprismatic optical system	<b>W</b> Wide beam angle
<b>K</b> Opal diffuser	

### Electrical connection

<b>D</b> DALI dimmable	<b>P</b> Sensor and electronic ballast
<b>E</b> Electronic ballast non-dimmable	<b>T</b> By switch dimmable (touch dimm)
<b>M</b> Electronic ballast non-dimmable with 1h emergency	<b>TD</b> DALI or by switch (touch dimm) dimmable
<b>M3</b> Electronic ballast non-dimmable with 3h emergency	<b>U</b> Dimmable luminaire with dimmer on the luminaire

### Colour

<b>W</b>  White	<b>B</b>  Black	<b>S</b>  Silver
<b>1021</b>  RAL 1021	<b>3000</b>  RAL 3000	<b>6021</b>  RAL 6021
<b>7006</b>  RAL 7006	<b>7045</b>  RAL 7045	