



Family


Lina45



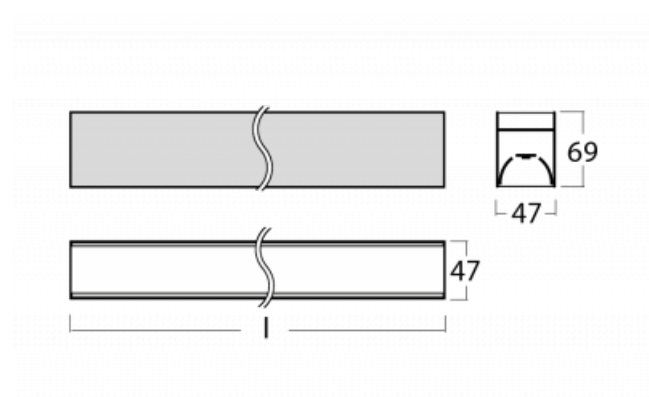
Imagine a linear luminaire that can satisfy all your needs: it meets UGR, has high efficiency and you can build it to your specifications. And it looks great too. The Lina45 offers opal, microprism and optical louvre variants, so it can easily meet both UGR under 19 at 4300 lm luminous flux. It is a great solution for visually demanding spaces, as it even meets UGR under 16 in some variants. The indirect lighting component is provided by a clear plexi option or a wide-lighting diffuser (batwing distribution), which creates more even ceiling illumination.

Type of installation	Surface, Suspended
Light distribution	Direct, Direct-indirect clear plexi, Direct-indirect wide-lighting distribution
Colour of the luminaires	Black, Silver, White
Colour Temperature	3000 K warm white, 4000 K cool white
Material	Aluminium
Light source	LED MODUL
MacAdam Light source	3
Connection of the luminaires	ON/OFF DALI ON/OFF + 1h emergency ON/OFF + 3h emergency
Lifetime	L80/B20 50 000 hours
Warranty	60 months

Luminaire family variants Lina45



Lina45



Assembly



Light distribution




Energy class

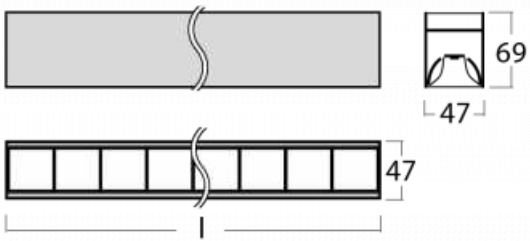

Marks

Code	Dimensions l/w/h (mm)	Power of the luminaire (W)	Luminous flux (lm)	Colour Temperature (K)	UGR
145-2C0K-10GEE/840, W	566 × 47 × 69	8.5	1240	4000	< 26
145-2C0K-10GGE/840, W	566 × 47 × 69	13.1	1940	4000	< 27.6
145-2C0K-15GEE/840, W	847 × 47 × 69	12.2	1870	4000	< 26
145-2C0K-15GGE/840, W	847 × 47 × 69	19	2920	4000	< 27.6
145-2C0K-20GEE/840, W	1127 × 47 × 69	15.8	2490	4000	< 26.1
145-2C0K-20GGE/840, W	1127 × 47 × 69	24.9	3890	4000	< 27.6
145-2C0K-25GEE/840, W	1408 × 47 × 69	19.8	3110	4000	< 26.1
145-2C0K-25GGE/840, W	1408 × 47 × 69	31	4870	4000	< 27.6
145-2C0K-30GEE/840, W	1688 × 47 × 69	23.4	3740	4000	< 26.1
145-2C0K-30GGE/840, W	1688 × 47 × 69	36.7	5840	4000	< 27.6
145-2C0K-35GEE/840, W	1969 × 47 × 69	27	4360	4000	< 26.1
145-2C0K-35GGE/840, W	1969 × 47 × 69	42.4	6820	4000	< 27.6
145-2C0K-40GEE/840, W	2249 × 47 × 69	30.5	4980	4000	< 26.1
145-2C0K-40GGE/840, W	2249 × 47 × 69	47.9	7790	4000	< 27.6

AnThese codes represent white luminaires with chromaticity temperature 4000K and opal diffuser.


Notes	Colour of the luminaires	
	Colour Temperature	3000 K warm white 4000 K cool white
	Optic system	Microprisma Opal diffuser
	Connection of the luminaires	ON/OFF DALI ON/OFF + 1h emergency ON/OFF + 3h emergency
	Ra	80
	Luminaires come complete with all necessary accessories.	

Lina45

Assembly		Light distribution	
			
Energy class		Marks	

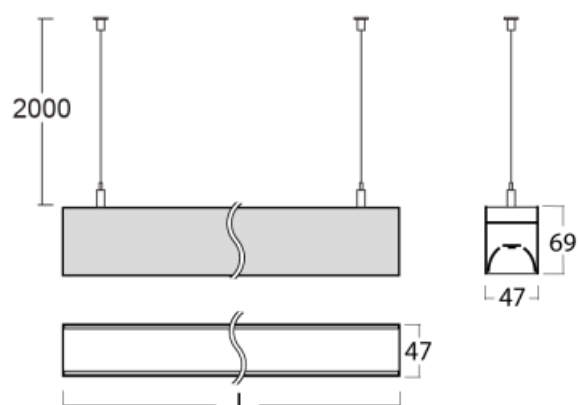
Code	Dimensions l/w/h (mm)	Power of the luminaire (W)	Luminous flux (lm)	Colour Temperature (K)	UGR
145-2C0Z-10GEE/840, W	566 × 47 × 69	12.3	1710	4000	< 18.1
145-2C0Z-10GGE/840, W	566 × 47 × 69	16.1	2250	4000	< 19.1
145-2C0Z-15GEE/840, W	847 × 47 × 69	17.7	2570	4000	< 18.1
145-2C0Z-15GGE/840, W	847 × 47 × 69	24.1	3380	4000	< 19.1
145-2C0Z-20GEE/840, W	1127 × 47 × 69	23.6	3420	4000	< 18.1
145-2C0Z-20GGE/840, W	1127 × 47 × 69	32.3	4500	4000	< 19.1
145-2C0Z-25GEE/840, W	1408 × 47 × 69	28.8	4280	4000	< 18.1
145-2C0Z-25GGE/840, W	1408 × 47 × 69	39.2	5630	4000	< 19.1
145-2C0Z-30GEE/840, W	1688 × 47 × 69	34.9	5130	4000	< 18.1
145-2C0Z-30GGE/840, W	1688 × 47 × 69	46.3	6760	4000	< 19.1
145-2C0Z-35GEE/840, W	1969 × 47 × 69	40.1	5990	4000	< 18.1
145-2C0Z-35GGE/840, W	1969 × 47 × 69	53.1	7880	4000	< 19.1
145-2C0Z-40GEE/840, W	2249 × 47 × 69	45.3	6850	4000	< 18.1
145-2C0Z-40GGE/840, W	2249 × 47 × 69	61	9010	4000	< 19.1

AnThese codes represent white luminaires with chromaticity temperature 4000K and plastic louvre.

Notes	Colour of the luminaires	
	Colour Temperature	3000 K warm white 4000 K cool white
	Optic system	Plastic louvre low UGR
	Connection of the luminaires	ON/OFF DALI ON/OFF + 1h emergency ON/OFF + 3h emergency
	Ra	80

Luminaires come complete with all necessary accessories.

Lina45



Assembly



Light distribution




Energy class

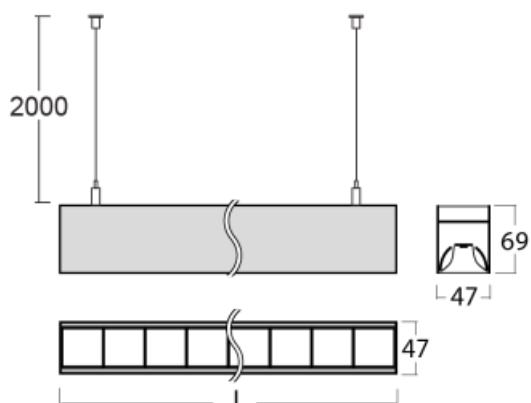
Marks

Code	Dimensions l/w/h (mm)	Power of the luminaire (W)	Luminous flux (lm)	Colour Temperature (K)	UGR
145-5C0K-10GEE/840, W	566 × 47 × 69	8.5	1240	4000	< 26
145-5C1K-10GEE/840, W	566 × 47 × 69	12.2	1870	4000	< 23.6
145-5C0K-10GGE/840, W	566 × 47 × 69	13.1	1940	4000	< 27.6
145-5C1K-10GGE/840, W	566 × 47 × 69	19.7	2920	4000	< 25.1
145-5C0K-15GEE/840, W	847 × 47 × 69	12.2	1870	4000	< 26.1
145-5C0K-15GGE/840, W	847 × 47 × 69	19	2920	4000	< 27.6
145-5C1K-15GEE/840, W	847 × 47 × 69	20.3	3120	4000	< 23
145-5C1K-15GGE/840, W	847 × 47 × 69	31.7	4870	4000	< 24.6
145-5C0K-20GEE/840, W	1127 × 47 × 69	15.8	2490	4000	< 26.1
145-5C0K-20GGE/840, W	1127 × 47 × 69	24.9	3890	4000	< 27.6
145-5C1K-20GEE/840, W	1127 × 47 × 69	27.4	4370	4000	< 22.8
145-5C1K-20GGE/840, W	1127 × 47 × 69	43.6	6830	4000	< 24.3
145-5C0K-25GEE/840, W	1408 × 47 × 69	19.8	3110	4000	< 26.1
145-5C0K-25GGE/840, W	1408 × 47 × 69	31	4870	4000	< 27.6
145-5C1K-25GEE/840, W	1408 × 47 × 69	35.3	5620	4000	< 22.7
145-5C1K-25GGE/840, W	1408 × 47 × 69	55.7	8780	4000	< 24.2
145-5C0K-30GEE/840, W	1688 × 47 × 69	23.4	3740	4000	< 26.1
145-5C0K-30GGE/840, W	1688 × 47 × 69	36.7	5840	4000	< 27.6
145-5C1K-30GEE/840, W	1688 × 47 × 69	42.4	6870	4000	< 22.6
145-5C1K-30GGE/840, W	1688 × 47 × 69	67.4	10730	4000	< 24.1
145-5C0K-35GEE/840, W	1969 × 47 × 69	27	4360	4000	< 26.1
145-5C0K-35GGE/840, W	1969 × 47 × 69	42.4	6820	4000	< 27.6
145-5C1K-35GEE/840, W	1969 × 47 × 69	49.5	8110	4000	< 22.5
145-5C1K-35GGE/840, W	1969 × 47 × 69	78.7	12680	4000	< 24.1
145-5C0K-40GEE/840, W	2249 × 47 × 69	30.5	4980	4000	< 26.1
145-5C0K-40GGE/840, W	2249 × 47 × 69	47.9	7790	4000	< 27.6
145-5C1K-40GEE/840, W	2249 × 47 × 69	56.5	9360	4000	< 22.5
145-5C1K-40GGE/840, W	2249 × 47 × 69	89.8	14630	4000	< 24

AnThese codes represent white luminaires with chromaticity temperature 4000K and opal diffuser.

Notes	Colour of the luminaires	
	Colour Temperature	3000 K warm white 4000 K cool white
	Optic system	Microprisma Opal diffuser
	Connection of the luminaires	ON/OFF DALI ON/OFF + 1h emergency ON/OFF + 3h emergency
	Ra	80
	Luminaires come complete with all necessary accessories.	

Lina45



Assembly



Light distribution




Energy class

Marks









Code	Dimensions l/w/h (mm)	Power of the luminaire (W)	Luminous flux (lm)	Colour Temperature (K)	UGR
145-5C0Z-10GEE/840, W	566 × 47 × 69	12.3	1710	4000	< 18.1
145-5C0Z-10GGE/840, W	566 × 47 × 69	16.1	2250	4000	< 19.1
145-5C1Z-10GEE/840, W	566 × 47 × 69	17.7	2610	4000	< 15.2
145-5C1Z-10GGE/840, W	566 × 47 × 69	24.1	3440	4000	< 16.1
145-5C0Z-15GEE/840, W	847 × 47 × 69	17.7	2570	4000	< 18.1
145-5C0Z-15GGE/840, W	847 × 47 × 69	24.1	3380	4000	< 19.1
145-5C1Z-15GEE/840, W	847 × 47 × 69	28.8	4370	4000	< 14.6
145-5C1Z-15GGE/840, W	847 × 47 × 69	39.2	5750	4000	< 15.6
145-5C0Z-20GEE/840, W	1127 × 47 × 69	23.6	3420	4000	< 18.1
145-5C0Z-20GGE/840, W	1127 × 47 × 69	32.3	4500	4000	< 19.1
145-5C1Z-20GEE/840, W	1127 × 47 × 69	40.1	6120	4000	< 14.3
145-5C1Z-20GGE/840, W	1127 × 47 × 69	53.1	8060	4000	< 15.3
145-5C0Z-25GEE/840, W	1408 × 47 × 69	28.8	4280	4000	< 18.1
145-5C0Z-25GGE/840, W	1408 × 47 × 69	39.2	5630	4000	< 19.1
145-5C1Z-25GEE/840, W	1408 × 47 × 69	50.9	7880	4000	< 14.2
145-5C1Z-25GGE/840, W	1408 × 47 × 69	70.2	10370	4000	< 15.2
145-5C0Z-30GEE/840, W	1688 × 47 × 69	34.9	5130	4000	< 18.1
145-5C0Z-30GGE/840, W	1688 × 47 × 69	46.3	6760	4000	< 19.1
145-5C1Z-30GEE/840, W	1688 × 47 × 69	63.7	9640	4000	< 14.1
145-5C1Z-30GGE/840, W	1688 × 47 × 69	83.4	12690	4000	< 15.1
145-5C0Z-35GEE/840, W	1969 × 47 × 69	40.1	5990	4000	< 18.1
145-5C0Z-35GGE/840, W	1969 × 47 × 69	53.1	7880	4000	< 19.1
145-5C1Z-35GEE/840, W	1969 × 47 × 69	74.4	11400	4000	< 14.1
145-5C1Z-35GGE/840, W	1969 × 47 × 69	99.7	15000	4000	< 15
145-5C0Z-40GEE/840, W	2249 × 47 × 69	45.3	6850	4000	< 18.1
145-5C0Z-40GGE/840, W	2249 × 47 × 69	61	9010	4000	< 19.1
145-5C1Z-40GEE/840, W	2249 × 47 × 69	83.4	13150	4000	< 14
145-5C1Z-40GGE/840, W	2249 × 47 × 69	114.4	17310	4000	< 15

AnThese codes represent white luminaires with chromaticity temperature 4000K and plastic louvre.




Notes	Colour of the luminaires	
	Colour Temperature	3000 K warm white 4000 K cool white
	Optic system	Plastic louvre low UGR
	Connection of the luminaires	ON/OFF DALI ON/OFF + 1h emergency ON/OFF + 3h emergency
	Ra	80
	Luminaires come complete with all necessary accessories.	

Legend


Type of installation

	Recessed lights		Wall mounted lights
	Semi-recessed luminaire		Suspended lights
	Surface lights		Free-standing lights
	3 circuit track lights		Table lamp lights







Light distribution

	Direct luminaire
	Direct-indirect luminaire
	Indirect luminaire

Light source

	Tunable White adjusting the color temperature		RealWhite true display of white color
	RealColour true display of colors Ra≥97		StrongColour highlight one color

Marks

	Luminaire of electrical classification I (accessible conductive parts are connected to a protective cable)
	Luminaire of electrical classification II (accessible conductive parts are connected to a protective cable)
	Luminaire of electrical classification III (protection against electric shock is based on double or reinforced insulation)
	European mark of conformity that indicates the conformity of the properties of the product with all the harmonized standards and regulations of the European Community that apply to it
	Luminaires are certified according to the European ENEC system
	Recommended mounting hole size

IPxy IP code indicating the degree of protection of live parts

EAC Eurasian Conformity

11S-501I-20GGE/840, W

11S-501I-20GGE/840, W

11S-501I-20GGE/840, W

11S-501I-20GGE/840, W

Optic system

Electrical connection

Colour












Optic system

B	Microprismatic system, low UGR	L	Plain aluminium reflector
C	Clear cover	M	Matt parabolic louvre
D	Asymmetric reflector	S	SPOT - narrow angle
E	Polished parabolic louvre, high LOR	U	MEDIUM - middle angle
F	FLOOD - wide angle	W	Wide beam angle
I	Microprismatic optical system	Z	Plastic louver, low UGR
K	Opal diffuser		




Electrical connection

/BT	Luminaires controlled via Bluetooth technology	P	Sensor and electronic ballast
D	DALI dimmable	T	By switch dimmable (touch dimm)
E	Electronic ballast non-dimmable	TD	DALI or by switch (touch dimm) dimmable
M	Electronic ballast non-dimmable with 1h emergency	U	Dimmable luminaire with dimmer on the luminaire
M3	Electronic ballast non-dimmable with 3h emergency		

Colour

W	 RAL 9003	B	 RAL 9005	S	 TIGER 09/90530
1021	 RAL 1021	2000	 RAL 2000	3020	 RAL 3020
5015	 RAL 5015	6018	 RAL 6018	7016	 RAL 7016
9006	 RAL 9006	9010	 RAL 9010		

Značky typu

	Smart – Luminaire or the lighting system controlled by motion, daylight or via smart devices using Bluetooth technology
	Acoustic – Luminaire with acoustic absorption properties which reduce disturbing noise and improve the acoustics of the room
	Multiwatt – Luminaires with individually adjustable luminous flux using a special antenna or mobile application

UGR UGR – The luminaire suitable for office spaces