

Type of installation	3 circuit track
Light distribution	Direct-indirect
Colour of the luminaires	Black, Silver, White
Colour Temperature	3000 K warm white, 4000 K cool white
Material	Aluminium
Light source	LED MODUL
MacAdam Light source	3
Connection of the luminaires	ON/OFF DALI
Lifetime	L80/B20 50 000 hours
Warranty	60 months

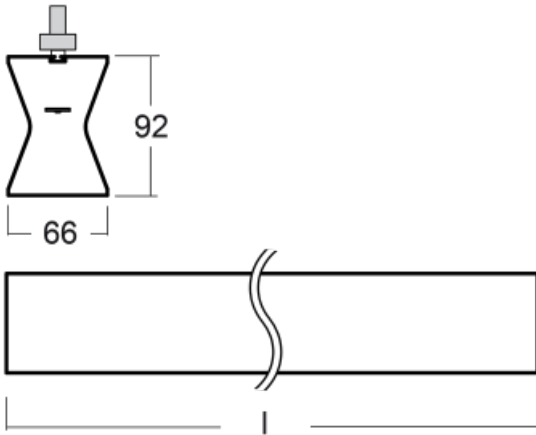
Family

# Sant-T



## Luminaire family variants Sant-T



**Sant-T**

**Assembly**

**Light distribution**

**Energy class**


A++, A+, A

**Marks**


Code	Dimensions l/w/h (mm)	Power of the luminaire (W)	Luminous flux (lm)	Colour Temperature (K)	UGR
132-600K-20GED/830, W	1130 × 92 × 66	21	2020	3000	< 21.7
132-600K-20GED/840, W	1130 × 92 × 66	21	2120	4000	< 21.8
132-600K-20GEE/830, W	1130 × 92 × 66	21	2020	3000	< 21.7
132-600K-20GEE/840, W	1130 × 92 × 66	21	2120	4000	< 21.8
132-600K-20GGD/830, W	1130 × 92 × 66	34.9	3400	3000	< 23.5
132-600K-20GGD/840, W	1130 × 92 × 66	34.9	3560	4000	< 23.6
132-600K-20GGE/830, W	1130 × 92 × 66	34.9	3400	3000	< 23.5
132-600K-20GGE/840, W	1130 × 92 × 66	34.9	3560	4000	< 23.6
132-600K-25GED/830, W	1410 × 92 × 66	27	2630	3000	< 21.8
132-600K-25GED/840, W	1410 × 92 × 66	27	2760	4000	< 22
132-600K-25GEE/830, W	1410 × 92 × 66	27	2630	3000	< 21.8
132-600K-25GEE/840, W	1410 × 92 × 66	27	2760	4000	< 22
132-600K-25GGD/830, W	1410 × 92 × 66	39.6	3930	3000	< 23.2
132-600K-25GGD/840, W	1410 × 92 × 66	39.6	4120	4000	< 23.4
132-600K-25GGE/830, W	1410 × 92 × 66	39.6	3930	3000	< 23.2
132-600K-25GGE/840, W	1410 × 92 × 66	39.6	4120	4000	< 23.4
132-600K-30GED/830, W	1690 × 92 × 66	31.5	3030	3000	< 21.7
132-600K-30GED/840, W	1690 × 92 × 66	31.5	3180	4000	< 21.9
132-600K-30GEE/830, W	1690 × 92 × 66	31.5	3030	3000	< 21.7
132-600K-30GEE/840, W	1690 × 92 × 66	31.5	3180	4000	< 21.9
132-600K-30GGD/830, W	1690 × 92 × 66	51.5	5050	3000	< 23.5
132-600K-30GGD/840, W	1690 × 92 × 66	51.5	5290	4000	< 23.5
132-600K-30GGE/830, W	1690 × 92 × 66	51.5	5050	3000	< 23.5
132-600K-30GGE/840, W	1690 × 92 × 66	51.5	5290	4000	< 23.5

AnThese codes represent white luminaires with chromaticity temperature 4000K and opal diffuser.

## Notes

Colour of the luminaires 

Colour Temperature 3000 K warm white  
4000 K cool white

Optic system Opal diffuser









Connection of the luminaires ON/OFF  
DALI

Ra 80




End caps, suspensions, supply cables, and ceiling cup for luminaires must be ordered separately. To connect into systems, please order the respective number of couplers.

## Legend





### Type of installation

 Recessed lights	 Wall mounted lights
 Semi-recessed luminaire	 Suspended lights
 Surface lights	 Free-standing lights
 3 circuit track lights	 Table lamp lights






### Light distribution

 Direct luminaire
 Direct-indirect luminaire
 Indirect luminaire

### Light source

 <b>Tunable White</b> adjusting the color temperature	 <b>RealWhite</b> true display of white color
 <b>RealColour</b> true display of colors Ra≥97	 <b>StrongColour</b> highlight one color

### Marks

 Luminaire of electrical classification I (accessible conductive parts are connected to a protective cable)
 Luminaire of electrical classification II (accessible conductive parts are connected to a protective cable)
 Luminaire of electrical classification III (protection against electric shock is based on double or reinforced insulation)
 European mark of conformity that indicates the conformity of the properties of the product with all the harmonized standards and regulations of the European Community that apply to it
 Luminaires are certified according to the European ENEC system

 Recommended mounting hole size

**IPxy** IP code indicating the degree of protection of live parts

**ERC** Eurasian Conformity

### 09-501I-20GGE/840, W

09-501I-20GGE/840, W

09-501I-20GGE/840, W

09-501I-20GGE/840, W

Optic system

Electrical connection

Colour









### Optic system

<b>C</b> Clear cover	<b>L</b> Plain aluminium reflector
<b>D</b> Asymmetric reflector	<b>M</b> Matt parabolic louvre
<b>E</b> Polished parabolic louvre, high LOR	<b>S</b> SPOT - narrow angle
<b>F</b> FLOOD - wide angle	<b>U</b> MEDIUM - middle angle
<b>I</b> Microprismatic optical system	<b>W</b> Wide beam angle
<b>K</b> Opal diffuser	

### Electrical connection

<b>D</b> DALI dimmable	<b>P</b> Sensor and electronic ballast
<b>E</b> Electronic ballast non-dimmable	<b>T</b> By switch dimmable (touch dimm)
<b>M</b> Electronic ballast non-dimmable with 1h emergency	<b>TD</b> DALI or by switch (touch dimm) dimmable
<b>M3</b> Electronic ballast non-dimmable with 3h emergency	<b>U</b> Dimmable luminaire with dimmer on the luminaire

### Colour

<b>W</b>  White	<b>B</b>  Black	<b>S</b>  Silver
<b>1021</b>  RAL 1021	<b>3000</b>  RAL 3000	<b>6021</b>  RAL 6021
<b>7006</b>  RAL 7006	<b>7045</b>  RAL 7045	