




Family

Torve

The Torve built-in square luminaire with direct light distribution will fit in elegantly in every type of interior. It comes equipped with a satin diffuser that diffuses light smoothly into a space and creates a pleasant mood. The aluminium frame accents its clean and well-balanced design.

| | |
|------------------------------|---|
| Type of installation | Recessed |
| Light distribution | Direct |
| Colour of the luminaires | Black, Silver, White |
| Colour Temperature | 3000 K warm white, 4000 K cool white, 2700 K - 6500 K Tunable White |
| Material | Aluminium |
| Light source | LED MODUL |
| LED type | Tunable White |
| MacAdam Light source | 3 |
| Connection of the luminaires | ON/OFF DALI ON/OFF + 1h emergency ON/OFF + 3h emergency Tunable white |
| Lifetime | L80/B20 50 000 hours |
| Warranty | 60 months |

Luminaire family variants Torve



Torve
Assembly


Light distribution

Energy class

A++, A+, A




Marks


| Code | Dimensions l/w/h (mm) | Power of the luminaire (W) | Luminous flux (lm) | Colour Temperature (K) | UGR |
|----------------------|--------------------------|-------------------------------|-----------------------|---------------------------|--------|
| 65-004K-10GDE/840, W | 132 × 90 × 132 | 9.6 | 1170 | 4000 | < 25.9 |
| 65-004K-10GGE/840, W | 132 × 90 × 132 | 15.9 | 1810 | 4000 | < 27.4 |
| 65-004K-10GHE/840, W | 132 × 110 × 132 | 24 | 2620 | 4000 | < 28.7 |




| | | |
|-------|---------------------------------|---|
| Notes | Colour of the luminaires |  |
| | Colour Temperature | 3000 K warm white 4000 K cool white 2700 K - 6500 K Tunable White |
| | Optic system | Opal diffuser |
| | Connection of the luminaires | ON/OFF DALI ON/OFF + 1h emergency ON/OFF + 3h emergency Tunable white |
| | Ra | 80 90 |

Legend





Type of installation

| | |
|--|--|
|  Recessed lights |  Wall mounted lights |
|  Semi-recessed luminaire |  Suspended lights |
|  Surface lights |  Free-standing lights |
|  3 circuit track lights |  Table lamp lights |






Light distribution

| |
|--|
|  Direct luminaire |
|  Direct-indirect luminaire |
|  Indirect luminaire |

Light source

| | |
|---|--|
|  Tunable White adjusting the color temperature |  RealWhite true display of white color |
|  RealColour true display of colors Ra≥97 |  StrongColour highlight one color |

Marks

| |
|--|
|  Luminaire of electrical classification I (accessible conductive parts are connected to a protective cable) |
|  Luminaire of electrical classification II (accessible conductive parts are connected to a protective cable) |
|  Luminaire of electrical classification III (protection against electric shock is based on double or reinforced insulation) |
|  European mark of conformity that indicates the conformity of the properties of the product with all the harmonized standards and regulations of the European Community that apply to it |
|  Luminaires are certified according to the European ENEC system |

 Recommended mounting hole size

IPxy IP code indicating the degree of protection of live parts

ERC Eurasian Conformity

09-501I-20GGE/840, W

09-501I-20GGE/840, W

09-501I-20GGE/840, W

09-501I-20GGE/840, W

Optic system

Electrical connection

Colour









Optic system

| | |
|--|------------------------------------|
| C Clear cover | L Plain aluminium reflector |
| D Asymmetric reflector | M Matt parabolic louvre |
| E Polished parabolic louvre, high LOR | S SPOT - narrow angle |
| F FLOOD - wide angle | U MEDIUM - middle angle |
| I Microprismatic optical system | W Wide beam angle |
| K Opal diffuser | |

Electrical connection

| | |
|---|--|
| D DALI dimmable | P Sensor and electronic ballast |
| E Electronic ballast non-dimmable | T By switch dimmable (touch dimm) |
| M Electronic ballast non-dimmable with 1h emergency | TD DALI or by switch (touch dimm) dimmable |
| M3 Electronic ballast non-dimmable with 3h emergency | U Dimmable luminaire with dimmer on the luminaire |

Colour

| | | |
|--|--|--|
| W  White | B  Black | S  Silver |
| 1021  RAL 1021 | 3000  RAL 3000 | 6021  RAL 6021 |
| 7006  RAL 7006 | 7045  RAL 7045 | |